

Trench drain channel body - 39.40" (1000mm) length

FILCOTEN® parkline, nominal width 300 - installation height 1.97" (50 mm)

Comb Channel made from FILCOTEN® HPC (High Performance Concrete) up to class C, Capacity *): 4.5 l/m

	Item no.	Channels	Slope %	LBS	kg
○	12530000	FILCOTEN parkline 300, H = 1.97" (50 mm), SW = 0.7" (18 mm)	0 %	55.66	25.3
○	12530070	FILCOTEN parkline 301, H = 1.97" (50 mm), SW = 0.7" (18 mm), with outlet	0 %	55.00	25.0

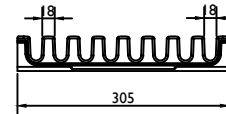
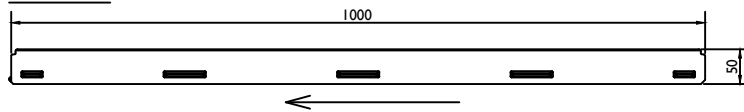
*) Capacity: 1.19 GPM = Gallons per minute, 4.5 LPM = Liters per minute, 0.0026 CFS = Cubic feet per second

SPECIFICATION: FILCOTEN parkline NW300, 12" (300mm) wide, 39.40" (1000mm) long, 1.97" (50mm) height, neutral FILCOTEN trench drain system. Body is manufactured from a fibre-reinforced concrete based material. Bodies have interlocking ends, longitudinal slots for liquid drainage and a multiple side fixing pockets to securely hold the body into the concrete foundation. Each body channel is manufactured to support heavy duty load. Bottom outlets are available in 4" (100mm) No Hub bottom outlet connections. Cross/corner element allows for a wide variety of connection combinations for channel runs. Drain cover made from stainless steel can easily be removed for cleaning. End caps, installation chairs and construction inlay covers are also available. For light, medium duty and heavy duty applications (load class A - C).

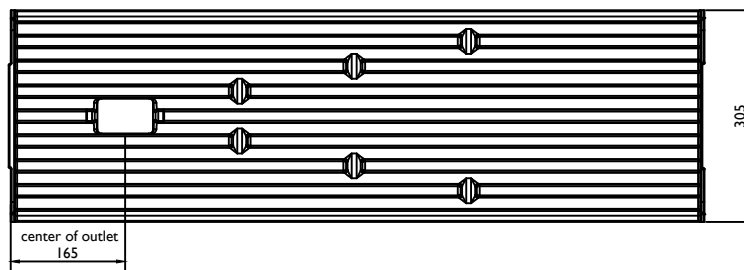
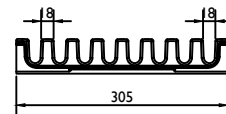
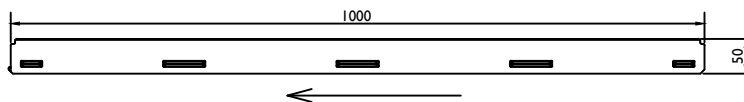
FUNCTION: Drainage systems made mainly for car parks and for inside drainage surfaces. Used in commercial areas such as factories, warehouses, parking garages, car dealerships, gas stations, public and residential areas, parks, sports complexes, town squares, railway stations and cycle and foot paths. Ideal for environmentally sensitive areas because the body channels are free of resins, heavy metals, VOC and chemicals. Exceptional adhesion to surrounding concrete foundation due to the concrete composition of the body channels - resulting in a monolithic all concrete installation. Less breakage during transport and installation due to impact resistant, fibre-reinforced, UV resistant concrete material.

I. Channel:

parkline NW300 BH50
 12530000



parkline NW300 BH50 with outlet
 12530070



MATERIALS: Channels shall be manufactured from FILCOTEN HPC (High Performance Concrete). Minimum properties of FILCOTEN HPC will be as follows:

Compressive strength: 11700 PSI
 Flexural strength: 1700 PSI
 Free of release agents: YES
 Water absorption sufficient for adhesion with concrete surfaces: YES

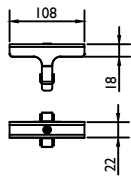
Non flammable: YES
 U/V resistant: YES
 Recyclable 100%: YES
 Dilute acid and alkali resistant: YES
 Frost thaw salt tested as per EN1433 with a test temperature up to -40°C (-40°F): YES
 Material free of VOC, biocides, heavy metals: YES

Accessories

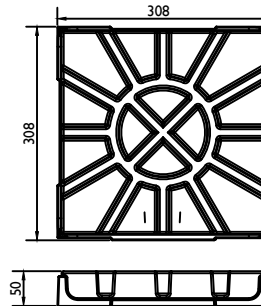
Accessories FILCOTEN® parkline, nominal width 150 - installation height 1.97" (50 mm)

	Item no.	Accessories	Material	LBS	kg
○	12530080	Cross corner element, 11.86"-11.86"-1.97" (305-305-50 mm), H = 1.97" (50 mm), SW = 0.7" (18 mm)	stainl. steel V2A	16.72	7.60
○	12515381	Drain cover	stainl. steel V2A	0.11	0.05
○	12530386	Front / end caps	stainl. steel V2A	0.19	0.09
○	19030902	Parkline installation chairs - set incl. screws <small>Requires: number of channels + 1</small>	galvanized steel	2.35	1.07
○	12530291	Pour protection plate, 39.37"-12"-0.78" (1000-300-20 mm)	galvanized steel	3.16	2.80
○	12530390	Cleaning rake (without handle)	stainl. steel V2A	1.10	0.50


2. Outlet cover:
E 12515381



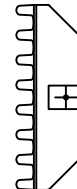
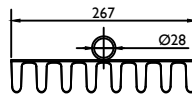
3. Crossing-corner element:
12530080



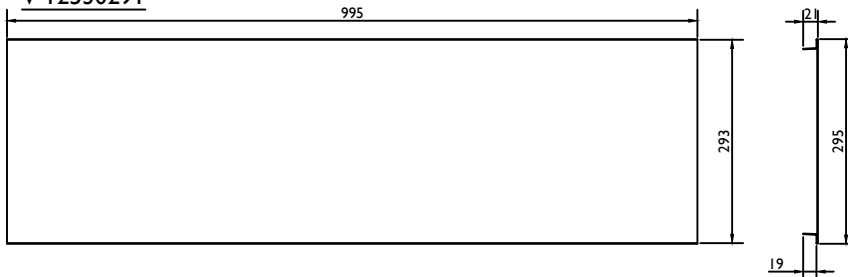
4. End cap:
E 12530386



5. Cleaning rake:
E 12530390



6. Pour protection plate:
V 12530291



* See detailed spec sheets for the Installation chair.