

**Trench drain mini shallow body with integral galvanized steel rails - 39.40" (1000mm) length**

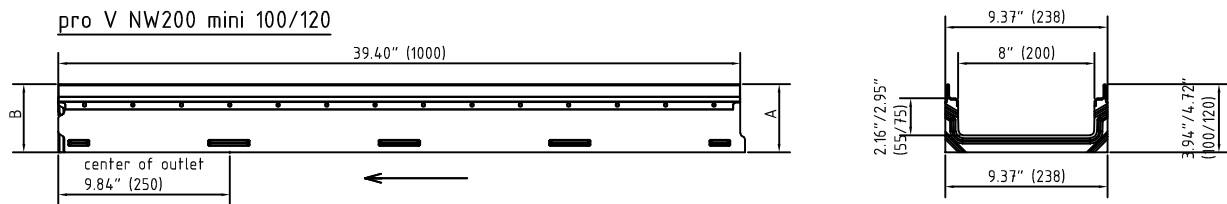
**Channel body FILCOTEN® pro – V 200 (8") mini shallow body – heavy duty series**

	Body part number		Slope	Overall body depth		Maximum flow rate			Weight (less grate)	
	galvanized rails	Channel type		A (Min.)	B (Max.)	GPM *)	LPS *)	CFS *)	Lbs	Kg
○	10520202	mini 100	0 %	3.94" (100 mm)	3.94" (100 mm)	47.6	3.00	0.11	45.42	20.6
○	10520200	mini 120	0 %	4.72" (120 mm)	4.72" (120 mm)	79.3	5.00	0.18	50.71	23.0
○	10520201	mini 200	0 %	7.87" (200 mm)	7.87" (200 mm)	79.3	5.00	0.18	66.58	30.2

\*) GPM = Gallons per minute, LPS = Liters per second, CFS = Cubic feet per second

**SPECIFICATION:** FILCOTEN pro-V NW200 mini shallow, 9.37" (238mm) wide, 39.40" (1000mm) long, 3.94"/4.72"/7.87" (100/120/200 mm) height, neutral FILCOTEN trench drain system. Body is manufactured from a fibre-reinforced concrete based material. Bodies have interlocking ends, a radiused extract for efficient liquid drainage and a multiple anchoring ribs to securely hold the body into the concrete foundation. Each body is manufactured with an integral 0.16" (4mm) thick, heavy duty galvanized steel rails. Bottom outlets are available in 4"/6"/8" (100/150/200 mm) No Hub bottom outlet connections. Grate options include heavy duty stainless steel, galvanized steel and ductile iron (Load Class B - E ). Grates are secured to the body with a four point self-locking system. End caps are also available.

**FUNCTION:** Used in commercial areas such as factories, warehouses, parking garages, car dealerships, gas stations, public and residential areas, parks, sports complexes, town squares, railway stations and cycle and foot paths. Ideal for environmentally sensitive areas because the body channels are free of resins, heavy metals, VOC and chemicals. Exceptional adhesion to surrounding concrete foundation due to the concrete composition of the body channels - resulting in a monolithic all concrete installation. Less breakage during transport and installation due to impact resistant, fibre-reinforced, UV resistant concrete material. Extra heavy duty integral galvanized steel rails allows for extra heavy duty commercial solid tire traffic patterns, hard wheel traffic applications.

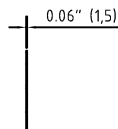
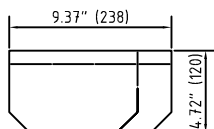


**Accessories FILCOTEN® pro – V 200 (8") mini shallow – heavy duty series**

	Item Nno.	Accessories	Material	LBS	kg
○	19015200	Front/end cap mini galvanized steel	galvanized	0.66	0.3
○	19011204	4" No Hub bottom outlet	galvanized	0.66	0.3
○	19016206	6" No Hub bottom outlet	galvanized	1.32	0.6
○	19021208	8" No Hub bottom outlet	galvanized	2.20	1.0

1) Mini shallow trench drain can be connected with 4" / 6" / 8" No Hub bottom outlet

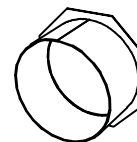
mini: V 19020200



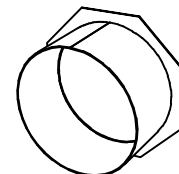
19011204



19016206



19021208



**MATERIALS:** Channels shall be manufactured from Filcoten HPC (High Performance Concrete) with concreted edge galvanized steel rail. Minimum properties of Filcoten HPC (High Performance Concrete) will be as follows:

Compressive strength: 11700 PSI  
 Flexural strength: 1700 PSI  
 Free of release agents: YES  
 Water absorption sufficient for adhesion with concrete surfaces: YES

Non flammable: YES  
 U/V resistant: YES  
 Recyclable 100%: YES  
 Dilute acid and alkali resistant: YES  
 Frost thaw salt tested as per EN1433 with a test temperature up to -40°C (-40°F): YES  
 Material free of VOC, biocides, heavy metals: YES